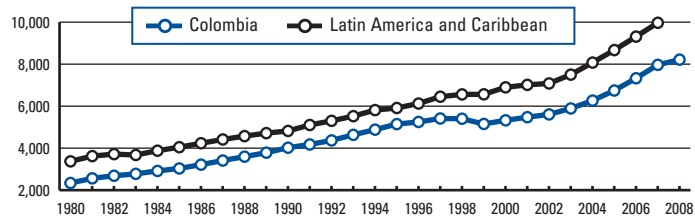


Colombia

Key indicators

Population (millions), 2008.....	46.7
GDP (US\$ billions), 2008.....	240.7
GDP per capita (US\$), 2008.....	4,985.2
GDP (PPP) as share (%) of world total, 2008.....	0.58

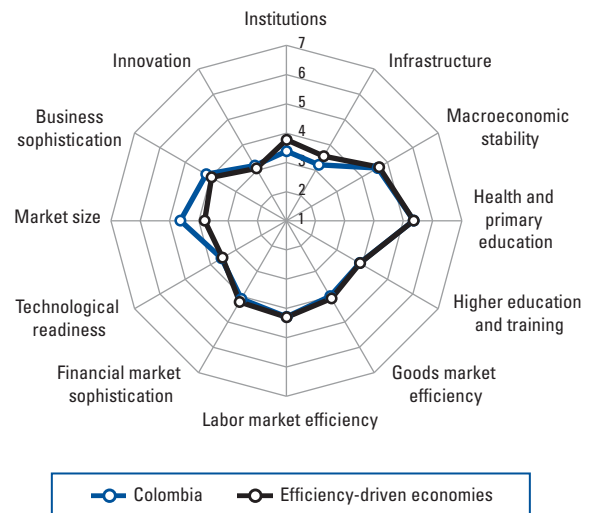
GDP (PPP int'l \$) per capita, 1980–2008



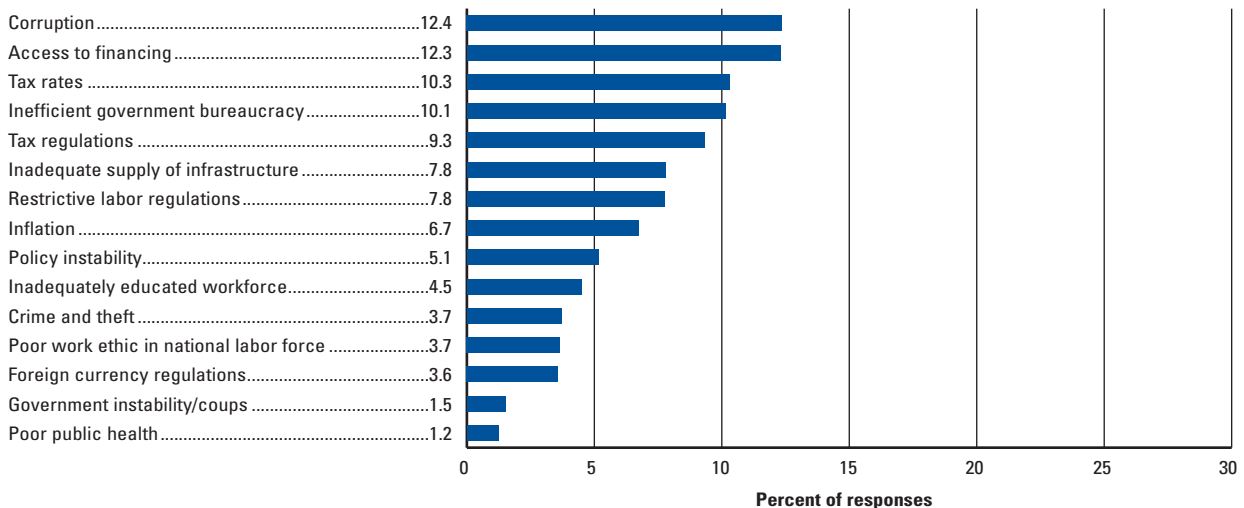
Global Competitiveness Index

	Rank (out of 133)	Score (1–7)
GCI 2009–2010	69	4.1
GCI 2008–2009 (out of 134).....	74	4.0
GCI 2007–2008 (out of 131).....	69	4.0
Basic requirements	83	4.1
1st pillar: Institutions.....	101	3.4
2nd pillar: Infrastructure.....	83	3.2
3rd pillar: Macroeconomic stability.....	72	4.6
4th pillar: Health and primary education.....	72	5.3
Efficiency enhancers	64	4.1
5th pillar: Higher education and training.....	71	3.9
6th pillar: Goods market efficiency.....	88	4.0
7th pillar: Labor market efficiency.....	78	4.3
8th pillar: Financial market sophistication.....	78	4.1
9th pillar: Technological readiness.....	66	3.6
10th pillar: Market size.....	31	4.6
Innovation and sophistication factors	62	3.7
11th pillar: Business sophistication.....	60	4.2
12th pillar: Innovation.....	63	3.2

Stage of development



The most problematic factors for doing business



Note: From a list of 15 factors, respondents were asked to select the five most problematic for doing business in their country/economy and to rank them between 1 (most problematic) and 5. The bars in the figure show the responses weighted according to their rankings.

The Global Competitiveness Index in detail

■ Competitive Advantage
■ Competitive Disadvantage

INDICATOR	RANK/133	INDICATOR	RANK/133
1st pillar: Institutions		6th pillar: Goods market efficiency	
1.01 Property rights	83	6.01 Intensity of local competition	78
1.02 Intellectual property protection	94	6.02 Extent of market dominance	113
1.03 Diversion of public funds	99	6.03 Effectiveness of anti-monopoly policy	65
1.04 Public trust of politicians	88	6.04 Extent and effect of taxation	120
1.05 Judicial independence	76	6.05 Total tax rate*	123
1.06 Favoritism in decisions of government officials	111	6.06 No. of procedures required to start a business*	75
1.07 Wastefulness of government spending	85	6.07 Time required to start a business*	94
1.08 Burden of government regulation	107	6.08 Agricultural policy costs	63
1.09 Efficiency of legal framework in settling disputes	85	6.09 Prevalence of trade barriers	128
1.10 Efficiency of legal framework in challenging regs	72	6.10 Tariff barriers*	101
1.11 Transparency of government policymaking	52	6.11 Prevalence of foreign ownership	89
1.12 Business costs of terrorism	133	6.12 Business impact of rules on FDI	94
1.13 Business costs of crime and violence	126	6.13 Burden of customs procedures	77
1.14 Organized crime	131	6.14 Degree of customer orientation	30
1.15 Reliability of police services	69	6.15 Buyer sophistication	70
1.16 Ethical behavior of firms	68		
1.17 Strength of auditing and reporting standards	91	7th pillar: Labor market efficiency	
1.18 Efficacy of corporate boards	70	7.01 Cooperation in labor-employer relations	48
1.19 Protection of minority shareholders' interests	87	7.02 Flexibility of wage determination	60
		7.03 Rigidity of employment*	35
2nd pillar: Infrastructure		7.04 Hiring and firing practices	79
2.01 Quality of overall infrastructure	83	7.05 Firing costs*	89
2.02 Quality of roads	101	7.06 Pay and productivity	110
2.03 Quality of railroad infrastructure	99	7.07 Reliance on professional management	81
2.04 Quality of port infrastructure	107	7.08 Brain drain	82
2.05 Quality of air transport infrastructure	81	7.09 Female participation in labor force*	49
2.06 Available seat kilometers*	45		
2.07 Quality of electricity supply	58	8th pillar: Financial market sophistication	
2.08 Telephone lines*	76	8.01 Financial market sophistication	62
		8.02 Financing through local equity market	77
3rd pillar: Macroeconomic stability		8.03 Ease of access to loans	60
3.01 Government surplus/deficit*	82	8.04 Venture capital availability	76
3.02 National savings rate*	64	8.05 Restriction on capital flows	115
3.03 Inflation*	52	8.06 Strength of investor protection*	24
3.04 Interest rate spread*	87	8.07 Soundness of banks	54
3.05 Government debt*	78	8.08 Regulation of securities exchanges	81
		8.09 Legal rights index*	71
4th pillar: Health and primary education			
4.01 Business impact of malaria	90	9th pillar: Technological readiness	
4.02 Malaria incidence*	101	9.01 Availability of latest technologies	96
4.03 Business impact of tuberculosis	84	9.02 Firm-level technology absorption	95
4.04 Tuberculosis incidence*	57	9.03 Laws relating to ICT	50
4.05 Business impact of HIV/AIDS	100	9.04 FDI and technology transfer	75
4.06 HIV prevalence*	85	9.05 Mobile telephone subscriptions*	66
4.07 Infant mortality*	66	9.06 Internet users*	46
4.08 Life expectancy*	45	9.07 Personal computers*	70
4.09 Quality of primary education	75	9.08 Broadband Internet subscribers*	61
4.10 Primary enrollment*	100		
4.11 Education expenditure*	43	10th pillar: Market size	
		10.01 Domestic market size index*	26
5th pillar: Higher education and training		10.02 Foreign market size index*	55
5.01 Secondary enrollment*	77		
5.02 Tertiary enrollment*	68	11th pillar: Business sophistication	
5.03 Quality of the educational system	73	11.01 Local supplier quantity	35
5.04 Quality of math and science education	86	11.02 Local supplier quality	48
5.05 Quality of management schools	61	11.03 State of cluster development	51
5.06 Internet access in schools	81	11.04 Nature of competitive advantage	71
5.07 Local availability of research and training services	59	11.05 Value chain breadth	56
5.08 Extent of staff training	105	11.06 Control of international distribution	63
		11.07 Production process sophistication	71
		11.08 Extent of marketing	82
		11.09 Willingness to delegate authority	67
		12th pillar: Innovation	
		12.01 Capacity for innovation	62
		12.02 Quality of scientific research institutions	87
		12.03 Company spending on R&D	72
		12.04 University-industry collaboration in R&D	36
		12.05 Gov't procurement of advanced tech products	44
		12.06 Availability of scientists and engineers	89
		12.07 Utility patents*	70

* Hard data

Note: For further details and explanation, please refer to the section "How to Read the Country/Economy Profiles" at the beginning of this chapter.